

**\*\*2. NOTE:**  
 Jr Youth – perform a  
 180 degree turn at B.

Be ready at A.

1. Trot to B.
2. Stop and perform a 540 degree turn. **\*\*All divisions accept Jr Youth, see note at B.**
3. Trot a half circle, then trot straight until past Judge.
4. Back until your horse's hip is even with Judge.
5. Perform a 270 degree turn.
6. Trot halfway to Judge then walk to Judge. Stop and set up for inspection.
7. When dismissed, turn 90 degrees and walk straight away.

Walk	-----
Trot	- - - - -
Back	←←←←← ←←←←←
Marker	Ⓚ
Judge	ⓐ

Follow the instructions of your ring steward.

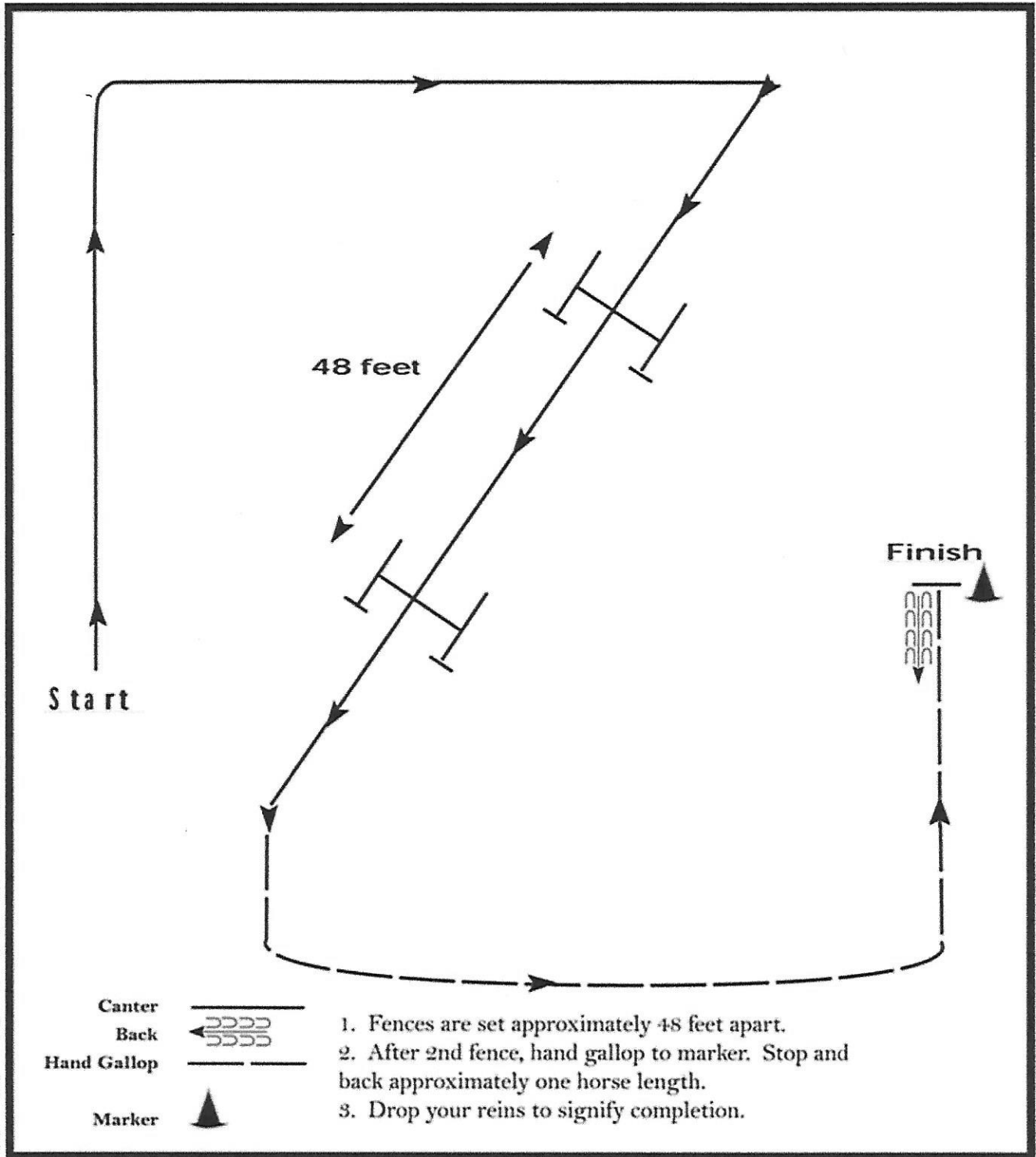


### Hunter Hack

Show Date:

www.HorseShowPatterns.com

www.HorseShowPatterns.com



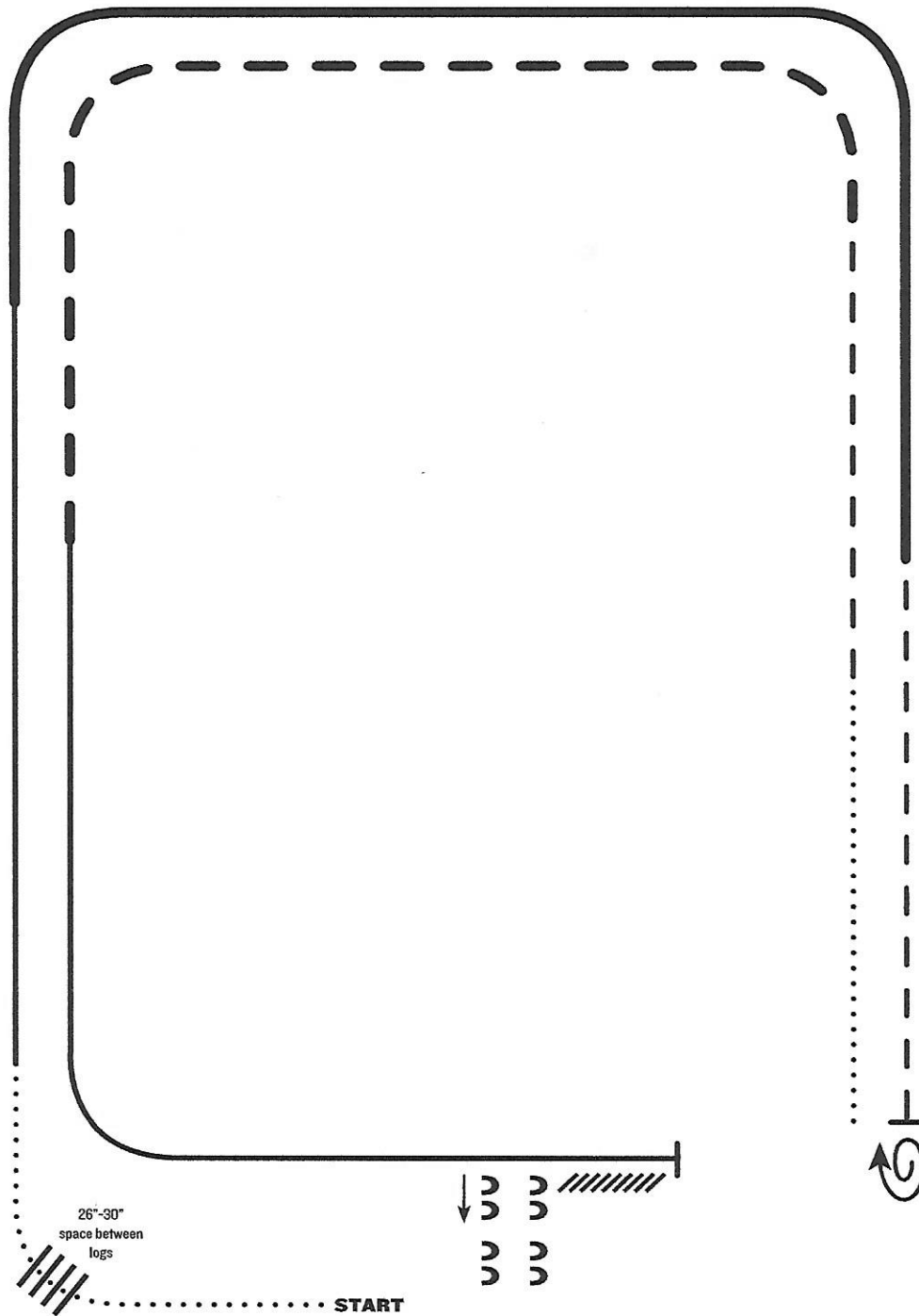
# RANCH RIDING - PATTERN 6

MARCH 25, 2023

All Divisions

## LEGEND

.....	Walk
...	Extended Walk
- - -	Trot
- - -	Extended Trot
— — —	Lope
— — —	Extended Lope
//////	Back
\\	Lead Change



1. Walk
2. Walk over logs
3. Lope right lead
4. Extended lope right lead
5. Trot
6. Stop, 1 1/2 turn right
7. Walk
8. Trot
9. Extended trot
10. Lope left lead
11. Stop and back
12. Side pass right

Note: The drawn description of this pattern is only intended for the general depiction of the pattern. Exhibitors should utilize the arena space to best exhibit their horses.

# RANCH TRAIL - ALL DIVISIONS

MARCH 25, 2023

4. pick up extended trot a cone to side pass pole - side pass left over pole.

3. Left Lead around end of arena + over Log.

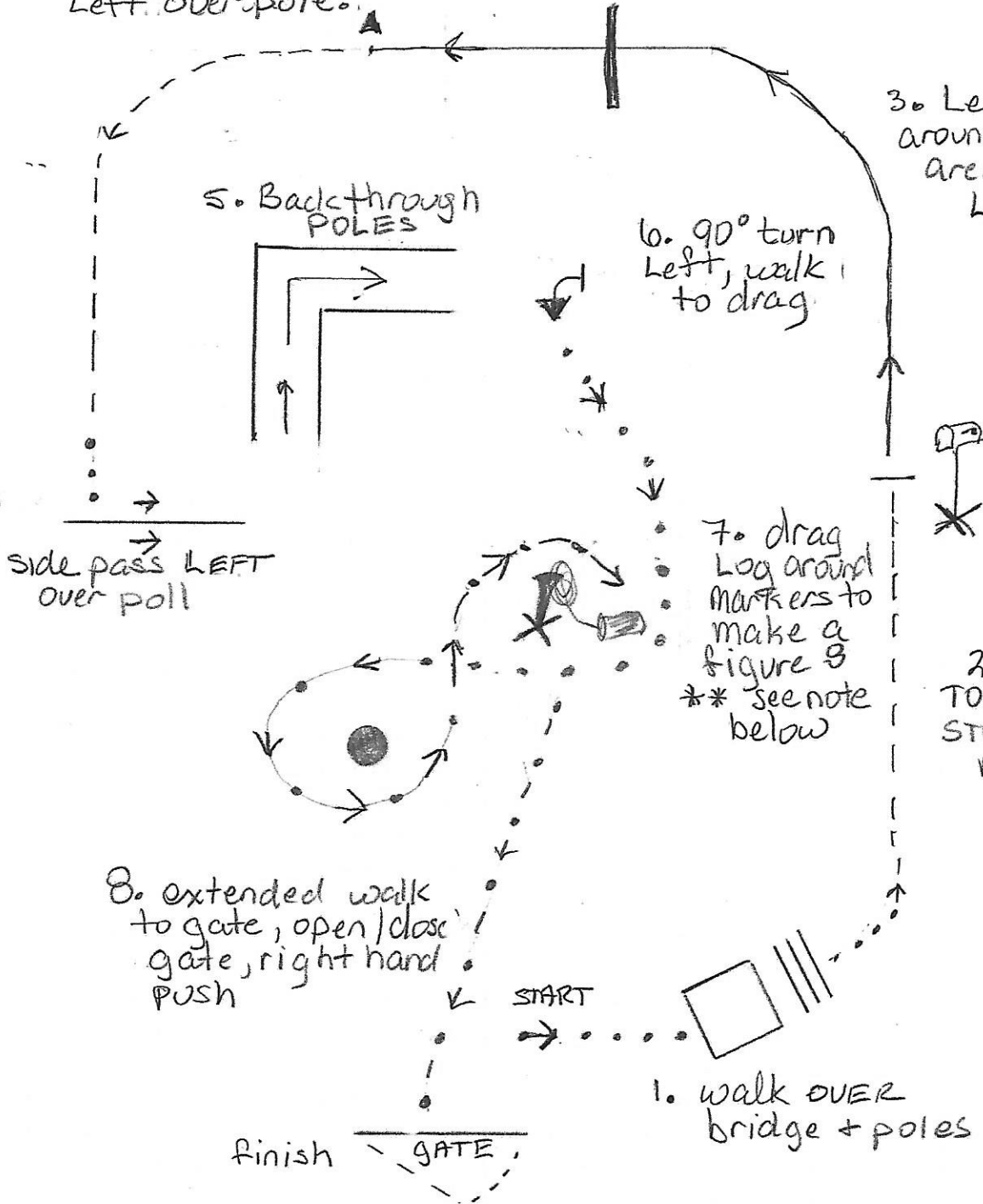
6. 90° turn left, walk to drag

7. drag Log around markers to make a figure 8  
\*\* see note below

2. Trot to mailbox stop, check mail

8. extended walk to gate, open/close gate, right hand push

1. walk over bridge + poles



\*\* 7. NOTE:

JR. Youth will carry rope around markers, all other divisions will drag Log.